

— ULTREX® FIBERGLASS

# Window and Door Replacement

INFINITY®

from MARVIN

REPLACEMENT WINDOWS

*Built for life®*












# Table of Contents

---

04	Infinity from Marvin
05	Our Partners
06	The Infinity Process
07	Installation Options
08	Ultrex® Fiberglass
11	Energy Efficiency
12	Terms and Definitions
13	Window and Door Styles
14	Double and Single Hung
16	Glider
18	Casement and Awning
20	Bay and Bow
22	Specialty Shapes
24	Sliding Doors
26	Swinging Doors
28	Colors and Finishes
29	EverWood®
30	Glass Options
31	Grilles and Divided Lites
32	Hardware and Screens
33	Limited Lifetime Warranty
34	Marvin Legacy







We handle the details.  
So you can focus on the  
bigger picture.

“Infinity from Marvin is focused on providing you with a complete window replacement experience that always exceeds your expectations.

---

We deliver on this promise through partnerships with local experts who know your community, climate and other essentials. And we back it up with advanced building materials and design details that endure the test of time. Because some decisions should only be made once.”



Dan Marvin  
President — Infinity from Marvin



— OUR PARTNERS

## We only partner with local experts



### Hand selected

Infinity from Marvin independent retail partners are hand selected for their decades of experience and service in your local community.



### Family values

Family-run enterprises that give back to your community. Their reputation and future business depends on your 100% satisfaction.



### Expert guidance

Our partners understand your unique local codes, climate considerations and installation needs.





# Infinity from Marvin streamlines your entire window replacement project — from start to finish



## 1. Expert consultation

A local independent retail partner will provide a complete consultation to determine your specific needs — including climate considerations and other factors. They will answer all your questions and provide a detailed, custom project quote based on your specifications.



## 2. A perfect fit

A measure technician will review your order, measure your openings and verify your installation needs. Your windows will then be built to your exact needs and measurements.



## 3. Seamless installation

Installation professionals will remove and dispose of your old windows, and replace them with your custom Infinity windows.



## 4. Built for life®

From our Limited Lifetime Warranty to unparalleled customer service, we go above and beyond to ensure your windows provide a lifetime of optimal performance.







## INSTALLATION OPTIONS

# Creating the best fit for your home

Depending on the age and style of your home, Infinity offers two window replacement methods. Your local Infinity partner will help you determine the best solution for your home, including addressing any concerns about water or structural damage. Both methods are designed for maximum efficiency and minimal disruption to your home.

### 01

#### Full-frame replacement

If you have concerns about water or structural damage, full-frame replacement is the appropriate installation method. During a full-frame installation project, the entire window and trim is removed and replaced. Full-frame replacement is also used for new window styles or enlarging your existing opening for a bigger view.

### 02

#### Insert replacement

Insert replacement is an efficient approach if your existing window frames are in good condition and you only need to replace your sash and hardware. Our insert solution installs directly into your existing window frame with no disruption to existing trim, interior walls or exterior siding.

“Our Infinity retailer handled the entire process for us from start to finish. It was truly hassle-free.”

Lee & Ray D.







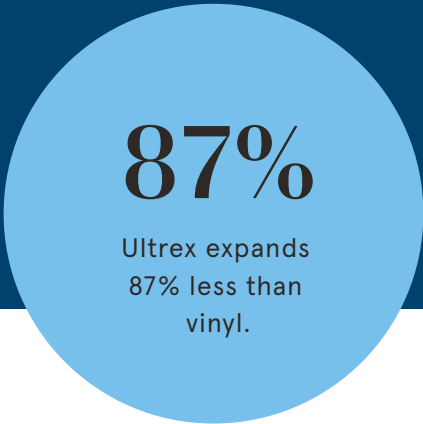
# Infinity uses fiberglass for unmatched performance. But that's only the beginning.

Replacement windows have always been our sole focus. And that means we pioneered the use of materials like fiberglass that simply outperform and outlast other options. However, Infinity goes even further with Ultrex® — our proprietary fiberglass solution that offers unsurpassed durability and timeless style.



# How Ultrex fiberglass measures up

We created Ultrex® with one goal in mind: develop the most durable window material in the industry. It's not only 8 times stronger than vinyl — it resists expanding and contracting in any climate. So you get a tight, snug fit that will last.



## PERFORMANCE

### A fit that never quits

Ultrex fiberglass expands at virtually the same rate as glass, so our windows stay tight and true. This makes Infinity windows resistant to leaks, seal failures and stress cracks that can compromise energy efficiency and long-term performance.



## STRENGTH

### Stands up to the pressure

Compared to other materials, Ultrex is the strongest window framing material in the replacement industry. This means Ultrex resists bending and flexing — that's confidence Fibrex® and vinyl simply can't match.

01

#### Ultrex vs. Vinyl Windows

Vinyl can warp and shift under everyday conditions — potentially making vinyl windows difficult to open and close and affecting their all-around performance. Ultrex resists sticking, swelling and warping so Infinity windows and doors will continue to easily open and close.

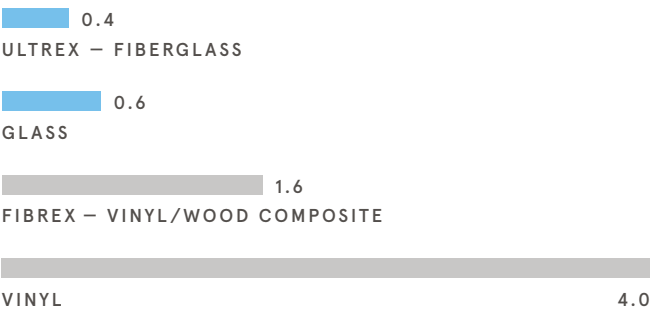
02

#### Ultrex vs. Wood Windows

Wood windows offer classic beauty that, depending on the environment, can require maintenance and care. Infinity windows capture the beautiful details and profiles of wood — without the maintenance.

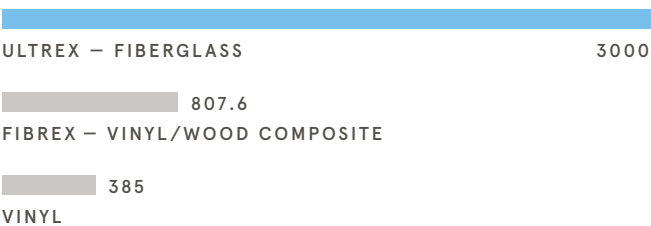
#### Ultrex is stable like the glass in your window

Vinyl expands at a much higher rate than glass which may compromise your window's performance.



#### Ultrex is 8x stronger than vinyl

Ultrex offers superior bend and flex resistance to protect the integrity of your home.




# Timeless design with an attention to detail

Ultrex® fiberglass not only provides unmatched durability compared to other window replacement materials — it also makes a lasting impression both inside and out. From narrower profiles that deliver bigger views and more daylight to color options that resist fading, Ultrex simply delivers.

## More view for your money

Because Ultrex is so strong, we actually use less of it in Infinity window frames. That means you get more daylight and greater views outside coming through your window, without bulky materials obstructing your view. And we pay attention to the details that matter — like our clean, non-welded, corners that let you make the most of your beautiful view.



## Beauty that lasts


Infinity's proprietary, high-performance, co-extruded finishing process is unlike anything else in the industry. Our thick, even acrylic finish is free of pinholes, striations and imperfections and will resist scratches, fading and chalking to retain its original beauty.



## A finish that resists fading

Want long-term color retention in a variety of styles? Ultrex uses an acrylic finish that is paintable, fade-resistant and virtually maintenance-free.

With a finish that's 3 times thicker than competitive options, Ultrex resists chipping, denting or peeling.



# Energy Efficiency

Replacing your windows can help reduce utility bills and improve your home's comfort. Ultrex® fiberglass is far less thermally conductive than aluminum (5000x less) and insulates much like wood. This means that Ultrex provides an insulating barrier against extreme weather temperatures, keeping your home comfortable and helping to reduce heating and cooling costs.

# 12%

Save an average of 12%  
on energy bills by installing  
ENERGY STAR® certified  
windows.<sup>1</sup>

## SUSTAINABLE DESIGN

## An investment that pays

Infinity products have one of the highest performance ratings from the National Fenestration Rating Council (NFRC), the organization that defines energy performance ratings for the window and door industry.



### Longer life expectancy

Infinity's fiberglass windows have a **38% longer useful life expectancy** than vinyl.<sup>2</sup>



### Resale value

When selling your home, new windows and doors provide an **average 73% return on investment** — which ranks higher than most interior renovations.<sup>4</sup>



### ENERGY STAR

Infinity products are ENERGY STAR qualified.<sup>3</sup> Choose our ENERGY STAR certified windows and doors to save an **average of \$101–\$583 a year** when replacing single pane windows.<sup>1</sup>



1. Savings reflects installing ENERGY STAR certified products compared to non-certified when replacing single pane windows based on the average savings among homes in modeled cities. Actual savings will vary by product type, location, method of installation, individual home characteristics, local climate and conditions, utility rates, and other factors. [https://www.energystar.gov/products/building\\_products/residential\\_windows\\_doors\\_and\\_skylights/benefits](https://www.energystar.gov/products/building_products/residential_windows_doors_and_skylights/benefits)

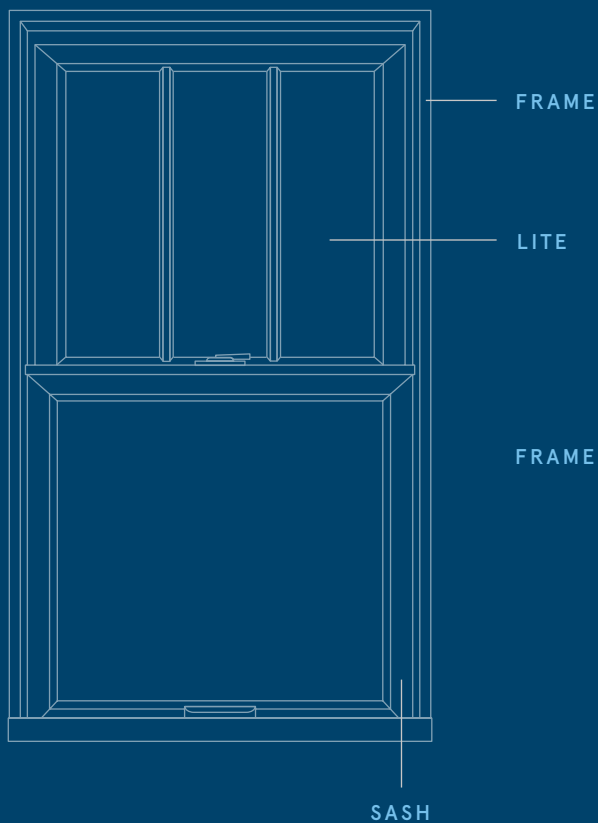
2. "Life cycle assessment of windows for the North American residential market: Case study" by the University of British Columbia. Scandinavian Journal of Forest Research, 2008.

3. ENERGY STAR at [energystar.gov](http://energystar.gov)

4. "2017 Cost vs Value Report" Remodeling. <http://remodeling.hw.net/cost-vs-value/2017>



# Terms and Definitions



## Frame

There are three components to the frame: the header across the top, the jambs down each side and the sill across the bottom.

## Lite

Each area of glass is called a lite, and Infinity offers divided lite patterns to match the look of your home.

## Panels

The operating and/or stationary portion of the door that holds the glass and is separate from the frame.

## Rail

The cross or horizontal members of the framework of a sash, door, screen or other panel assembly.

## Sash

The operating and/or stationary portion of the window that holds the glass and is separate from the frame.

## Stile

The upright or vertical members of the framework of a sash, door, screen or other panel assembly.

CHOOSE A STYLE TO FIT YOUR HOME

# Window and Door Styles



DOUBLE AND  
SINGLE HUNG



GLIDER




CASEMENT



AWNING



SPECIALTY SHAPES




BAY




BOW



SLIDING FRENCH DOOR



SLIDING PATIO DOOR



INSWING FRENCH DOOR





Infinity Double Hung in Stone White interior with White hardware



# Double and Single Hung



## A window classic updated for modern performance

If you struggle to lift open your single or double hung windows or have to use a dictionary to keep them propped open, you'll be amazed at the smooth, effortless operation of the Infinity Double and Single Hung Windows. The strength and stability of our Ultrex® fiberglass frame means your new Infinity windows will open and close effortlessly for years to come.

When we designed the Infinity Double and Single Hung Windows, we added all the character and traditional details of wood windows — with a sleek frame for contemporary appeal. Thoughtful touches like our easy tilt operation means you'll be able to clean your Infinity Double and Single Hung Windows from the interior of your home.



## Cleaning made easy

- [01](#) Unlock and raise the sash slightly.
- [02](#) Press the tilt release button and slide the lock lever over the button.
- [03](#) Tilt the sash into the room for easy cleaning without screen removal.

## Multiple assembly & style options<sup>1</sup>



ROUND TOP  
MULL



TWO-WIDE  
MULL



PICTURE WINDOW  
MULL



COTTAGE



ORIEL



STANDARD

<sup>1</sup> Ask about additional assembly options for your home.





Infinity Glider in custom-stained EverWood® interior finish with Oil Rubbed Bronze hardware. Learn more about EverWood on page 29.



# Glider



## A smooth operating space-saver

The Infinity Glider is the perfect option if your existing glider refuses to “slide” open or you have a space where a swinging sash would get in the way.

Whether installed in your family room or on a four-season porch, the Infinity Glider’s smooth sash rollers let you easily open it to let a breeze into your home. Our Ultrex® frame seals tightly against air and water infiltration — making it both durable and energy efficient.



## Cleaning made easy

Cleaning the Infinity Glider is easy with our tilt latch. Simply slide the sash open, operate the tilt latch, remove, clean and reinsert.

## Available in various configurations



EQUAL  
DOUBLE-SASH



UNEQUAL  
DOUBLE-SASH



EQUAL  
TRIPLE-SASH



UNEQUAL  
TRIPLE-SASH



Infinity Casement in Stone White interior with White hardware



# Casement and Awning



## A better view for optimal performance

The Infinity Casement offers unlimited views with a slim profile and a sash that swings open to invite the outdoors in. Our engineers optimized the Casement to tightly seal out wind and water for energy-efficient performance — and smoothly crank open and close.

Choose the Infinity Awning when you want to maximize light in a space that requires you to reach to open a window — especially over a kitchen sink. Or, pair the Awning with Casement or Picture Windows to add architectural interest and airflow to your home.

The Infinity Casement and Awning feature multi-point locking systems and folding handles that tuck conveniently out of the way of most window treatments for a clean, finished look.

### EASY WASH HINGE



### CLEAR VIEW HINGE <sup>1</sup>



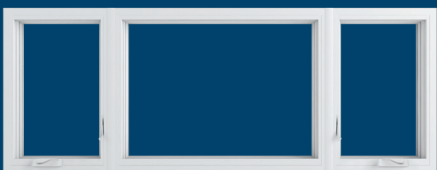
## Casement Hinges

The standard Easy Wash® hinge is just that — a design that lets you easily clean the window both inside and out. The optional Clear View® hinge provides for an expanded viewing area.

## Multiple assembly & style options <sup>2</sup>



TWO-WIDE  
CASEMENT



PICTURE WINDOW WITH  
CASEMENT FLANKERS



HALF ROUND  
OVER CASEMENT



SIMULATED  
CHECKRAIL

1. Clear View hinge availability is based on window width.

2. Ask about additional assembly options for your home.






Infinity Bay in Cashmere exterior



# Bay and Bow



## Bay

The Infinity Bay is built to capture light from three angles and can vary in size from big sunlit areas to a small cozy reading nook. Our Bays are available in Double Hung and Casement configurations.



## Bow

The Infinity Bow is built with a gentle curve to capture light from multiple angles and completely open up a room. Our Bows are available in Casement configurations.

## Multiple assembly & style options<sup>1</sup>



OPERATING  
DOUBLE HUNG BAY



CASEMENT BAY WITH  
CENTER PICTURE UNIT



FOUR-WIDE BOW



SIX-WIDE BOW

1. Ask about window combinations.





Infinity Polygon in Stone White interior

# Specialty Shapes

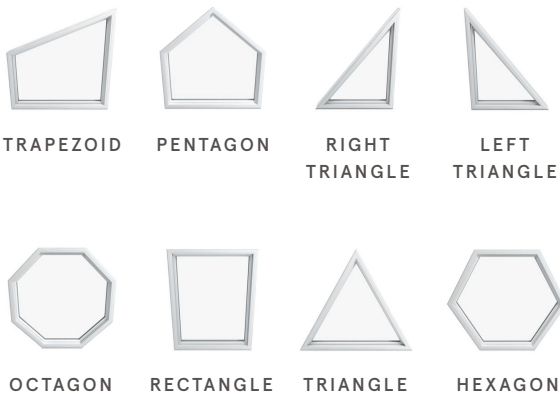


## A strong improvement to your view

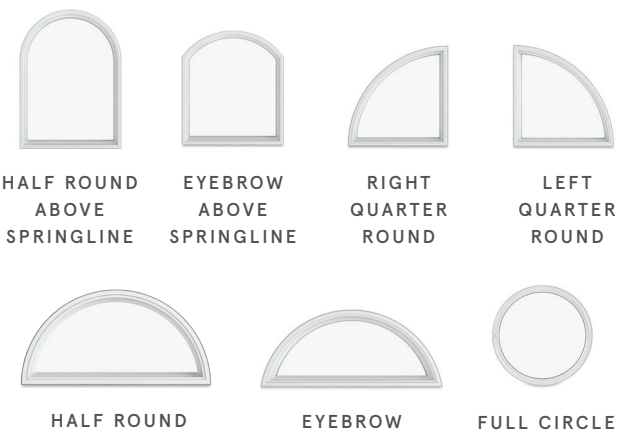
Whether you are looking to add visual interest to a room or are simply replacing an old window, Infinity Specialty Shapes are a stunning addition to any space. Adding an Infinity Round Top above a standard window or door instantly adds light and style to your home.

Achieve open views and abundant natural light with the Infinity Polygon, available in a variety of styles from stand-alone Picture Windows that span up to 10 feet to geometric combinations that give you design flexibility.

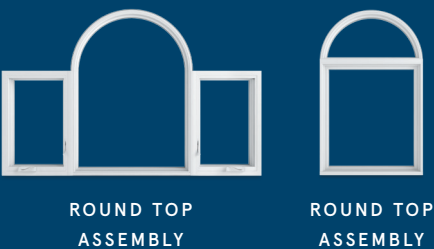

### Polygon Shapes



### Round Top Shapes



### Multiple assembly & style options<sup>1</sup>



<sup>1</sup> Ask about additional assembly options for your home.





Infinity Sliding Patio Door in EverWood® interior finish with Satin Taupe hardware. Learn more about EverWood on page 29.



# Sliding Doors



## Doors to complete your vision

Open up your home to better views with the Infinity Sliding French or Sliding Patio Door, designed to coordinate with Infinity windows or add immediate design impact all on their own. With thoughtful design and smart engineering features, you'll appreciate the smooth operation and reliable performance that an Infinity door brings to your home.

The Infinity Sliding French Door (shown directly to the left) combines the look of a classic French door with wide bottom rails with the space-saving benefits of a sliding patio door.

The Infinity Sliding Patio Door features a narrow profile for a contemporary appearance. The large glass area will fill your home with a bigger view and more daylight.

### TOP-HUNG SCREEN



### FOOTBOLT



## Designed to perform

Our top-hung screen glides easily and won't get hung up on dirt or pebbles in the sill track.

A footbolt provides additional security when the door is locked or vented.

## Multiple configurations & style options<sup>1</sup>



TWO-PANEL  
SLIDING FRENCH



THREE-PANEL  
SLIDING FRENCH



TWO-PANEL  
SLIDING PATIO



THREE-PANEL  
SLIDING PATIO



FOUR-PANEL  
SLIDING PATIO


<sup>1</sup> Ask about additional configurations and recommendations on door operation.





Infinity Inswing French Door in EverWood® interior finish with Satin Nickel hardware. Learn more about EverWood on page 29.


# Swinging Doors



## Bring the outdoors in

Enter or exit your home in style with the Infinity Inswing French Door. Our Inswing French Door is a great design choice for a room that offers plenty of space to open the door panels.

The Inswing French Door blends the ultimate performance of Ultrex® fiberglass with timeless design features – the tall bottom rails and wide stiles are a nod to traditional architecture, with Ultrex strength and performance offering a modern twist.



## Multi-point locking system

Stainless steel multi-point locking system secures the door in four locations – head, sill, deadbolt and keyed cylinder – for stability and security.

## Available in various configurations<sup>1</sup>



ONE-PANEL  
INSWING FRENCH



TWO-PANEL  
INSWING FRENCH



THREE-PANEL  
INSWING FRENCH

<sup>1</sup>. Ask about additional configurations and recommendations on door operation.



# Colors and Finishes



## Exterior

We use a proprietary acrylic finish on our Ultrex® fiberglass that's virtually impermeable to help protect your investment from wind, weather and color fading.



STONE WHITE



SIERRA



CASHMERE



PEBBLE GRAY



BRONZE



BAHAMA  
BROWN



EBONY

## Interior

We use the same acrylic finish on our interior as on our exterior for superior performance. Or choose our EverWood® option for the classic appeal of wood.



STONE WHITE



SIERRA



EVERWOOD







## EverWood

EverWood®, our breakthrough engineered wood grain interior finish, offers natural looks and textures — plus the durability you expect. It looks, feels, paints and stains like wood but is completely low maintenance.

### Durable and low maintenance

Long-lasting EverWood is made from an inorganic material, so it won't absorb moisture or decay over time. That means there's virtually no warping, discoloration, material degradation, expansion or contraction — just remarkably reliable performance and lasting beauty, year after year.

Match your existing woodwork or take your home in a new design direction with EverWood.



CHESTNUT

DARK OAK

MAPLE

DARK MAPLE

CHERRY

MAHOGANY

ROSEWOOD


WALNUT



# Glass Options

## Decorative Glass

Add light and style to your home while preserving privacy with Infinity's decorative glass options.



OBSCURE



NARROW REED



GLUE CHIP



REED



RAIN



FROST

### GLAZING OPTIONS

## Low E insulating glass coatings

Extremely thin coatings of special low emissivity (Low E) metallic material are applied to glass panes to boost their energy efficiency and block out UV rays. Since glass choice plays a big factor in window and door efficiency, your local Infinity partner can provide recommendations on the best selection for your home.

### Low E1



Primarily used in colder climates, Low E1 allows more heat in to warm a room while blocking heat loss.

### Low E2



By reflecting heat back to its source, Low E2 offers year-round performance in moderate climates. Low E2 will help retain heat in your home during the winter and keep heat out during the summer.

### Low E3



Low E3 is formulated to reject solar heat while letting light in, resulting in increased performance in climates with intense sun exposure.

### Low E3/ERS



With an extra metallic layer on the room-side glass to reflect escaping heat back into the room, Low E3/ERS provides maximum efficiency year round in all conditions.

## Specialty Glass

### 01

#### Tempered Glass

Increases glass strength to help prevent breakage. This option is ideal for windows that are close to the floor or located in high-traffic areas.

### 02

#### Laminated Glass

Even more durable than tempered glass, laminated glass is often referred to as impact resistant or safety glass due to its vinyl interlayer that tends to remain in place when cracked.

### 03

#### STC/OITC Glass

Sound Transmission Class and Outdoor-Indoor Transmission Class Glass has increased pane thickness, ideal in areas where exterior noise is a concern.

# Grilles and Divided Lites

**SIMULATED  
DIVIDED LITES**



**GRILLES  
BETWEEN THE GLASS**



## Simulated Divided Lites

Our Simulated-Divided-Lite (SDL) bars are built with Ultrex® fiberglass. Permanently adhered in our factory to the outside surfaces of the glass, SDLs have a spacer bar between the panes of glass to offer the traditional look of divided lites.

## Grilles Between the Glass

Located between the panes of insulating glass, Grilles-Between-the-Glass (GBG) combine easy cleaning with the timeless detail of a grille pattern.

# Patterns

We offer various divided lite patterns so you can replicate the look of your original windows and doors - or add new architectural interest to your home.<sup>1</sup>



**STANDARD  
RECTANGULAR**



**RECTANGULAR  
ONE-HIGH**



**PRAIRIE  
SIX-LITE**



**PRAIRIE  
NINE-LITE**



**COTTAGE  
ONE-HIGH**



**PRAIRIE FOUR-LITE  
ONE-HIGH**



**PRAIRIE  
SIX-LITE**



**STANDARD  
RECTANGULAR**



**COTTAGE  
ONE-HIGH**



**STANDARD  
RECTANGULAR**



**OPEN  
HUB SUNBURST**

<sup>1</sup> Ask your local Infinity partner about additional patterns and style options.



# Hardware and Screens

## Finishes


We've curated a wide variety of hardware finish options so you can find the perfect choice for your home's style.




WHITE




SIERRA




SATIN TAUPE



SATIN NICKEL



BRUSHED  
CHROME



BRASS



ANTIQUE  
BRASS



OIL RUBBED  
BRONZE

## Hardware<sup>2</sup>



SASH HANDLE



LOCK LEVER



SASH LOCK



SASH LIFT



NORTHFIELD  
HANDLE COLLECTION




CAMBRIDGE  
HANDLE COLLECTION




## Screens

We offer two screen options — Standard or Hi Transparency for a clearer, brighter view. Screen frames are color matched to the window for a seamless look.



STANDARD  
IN SATIN TAUPE



HI TRANSPARENCY  
IN EVERWOOD®<sup>1</sup>

1. EverWood is available for Casement and Awning screens.

2. Hardware featured in Satin Nickel.



## Infinity Limited Lifetime Warranty

Even though Infinity products are Built for life®, we proudly offer a Limited Lifetime Warranty to give you peace of mind. It's our pledge to you that we will stand behind our products for as long as you own your home. Because some decisions, like replacing your windows, should only be made once. For full details on our Limited Lifetime Warranty, visit [infinitywindows.com](https://infinitywindows.com).



# Infinity. Living up to the Marvin legacy.

---

Marvin is proud to have provided customers across the U.S. with quality windows and doors for over 100 years. But we're not content to rest upon our heritage. We created Infinity from Marvin to provide customers with a new way to shop for replacement windows — centered on providing our customers ease, confidence and a quality experience every step of the way.









# Have questions? We can help.

---

Choosing the right replacement windows for your home can seem challenging. We know replacing your windows is an investment of your time and money, and our local independent partners are ready to help. Thank you for considering Infinity from Marvin® for your home.

Call 1-888-206-1332 for the Infinity from Marvin local independent partner nearest you. In Canada, call 1-800-263-6161. Or visit us at [infinitywindows.com](http://infinitywindows.com).

Warroad, MN U.S.A. 56763. ©2019 Marvin Windows and Doors. All rights reserved. ®Registered trademark of Marvin Windows and Doors. Fibrex® is a registered trademark of Andersen Windows and Doors. ENERGY STAR® and the ENERGY STAR certification marks are registered U.S. marks. Product specifications subject to change without notice.

Part #19981932. January 2019.

MADE IN AMERICA 

**INFINITY**  
from **MARVIN**  
REPLACEMENT WINDOWS  
*Built for life®*